

Simple rules for keeping your child safe.

To keep your child safe they should:-

- Ask permission before using the Internet.
- Only use websites you have chosen together or a child friendly search engine.
- Only email people they know.
- Ask permission before opening an email sent by someone they don't know.
- Not use Internet chat rooms.
- Not use their real names when using games on the Internet.
- Never give out a home address, phone or mobile number.
- Never arrange to meet someone they have 'met' on the Internet.
- Only use a webcam with people they know.
- Tell you immediately if they see anything they are uncomfortable with.

Using these rules

Go through these rules with your child and pin them up near to the computer. It is also a good idea to regularly check the Internet sites your child is visiting by clicking on History and favourites. Please reassure your child that you want to keep them safe rather than take Internet access away from them.



For further information go to:-

CEOP: www.ceop.gov.uk

Think U Know: www.thinkuknow.co.uk

Childnet: www.childnet-int.org

Some useful websites

When searching the Internet we recommend you use one of the child friendly search engines:-

Ask Jeeves for Kids

www.askforkids.com

Yahooligans



www.yahooligans.com

CBBC Search


www.bbc.co.uk/cbbc/search

Kidsclick

www.kidsclick.org



Children, ICT & e-Safety



Burleigh Road
Stretford
Manchester
M32 0PF

Tel: 0161 865 1209

Website: www.gorsehill.trafford.sch.uk
Email: gorsehillprimary.admin@traffordlearning.org

The purpose of this leaflet

Children of today are increasingly using Information and Communications Technology (ICT) in schools and at home.

This guide explains:-

- How your children are using ICT in school.
- How using ICT at home can help children to learn.
- How children can use the Internet safely at home.
- Where to access further information.



Child Exploitation and Online
Protection centre.
www.ceop.police.uk

Benefits of using ICT at home.

Many studies have looked at the benefits of having access to a computer and/or the Internet at home.

Here are some of the key findings:-

- Used effectively, ICT can improve children's achievements.
- Using ICT at home and at school develops skills for life.
- Children with supportive and involved parents and carers generally do better at school.
- Children enjoy using ICT.
- Using ICT provides access to a wider and more flexible range of learning materials.

How does learning at home using ICT benefit children?

Home use of ICT by children:-

- Improves their skills.
- Offers them choice in what they learn and how they learn it.
- Supports homework and revision.
- Improves the presentation of their work.
- Connects learning at home with learning at school.
- Makes learning fun!

All this can lead to better performance at school and an improved standard of work.



How your child uses ICT at school

ICT in schools is taught as a subject in its own right. It also supports children's learning in other subjects such as, Literacy, Numeracy and Science. Within ICT lessons, children learn to use a wide range of hardware and software:-

- Word processing to write stories, poems, letters or reports.
- Databases to record information.
- Spreadsheets to create tables, charts and graphs.
- Desktop publishing to design posters, leaflets or cards.
- Multimedia presentations to present text, pictures and sound.
- Drawing programs to create pictures and designs.
- Internet and CD-ROMs to find information.
- Podcasting to record reports or stories with sound effects.
- Email to contact children and teachers in other schools.
- Digital cameras/camcorders to record what they have done in class or on a visit.
- Online learning environments e.g. mathletics.

How you can help your child at home

ICT is not just about using a computer. It also includes the use of Controllable toys, digital cameras and everyday equipment such as Tape recorders or DVD players.

Children can develop their ICT skills at home by:-

- Writing a letter to a relative.
- Sending an email to a friend.
- Drawing a picture on screen using the draw tools in a word processor.
- Using the Internet to research a class topic.
- Planning a route with a controllable toy.
- Using interactive and educational games.

Using the Internet safely at home

Whilst many Internet Service Providers (ISPs) offer filtering services to help you safeguard your child at home, it remains surprisingly easy for children to access inappropriate material including unsuitable texts, pictures and movies. **Remember: Images can NOT be filtered.**



With this in mind, parents are advised to set the security levels within Internet Explorer themselves. Locate the computer in a family area, not a bedroom, will enable you to supervise children as they use the Internet. However, don't deny your child the opportunity to learn from a wide variety of material and games that are available on the Internet. Instead set some simple rules for keeping them safe and make sure that they understand.